

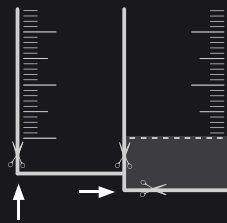
PRINT MEASURING TAPE

Make sure **neither** "Fit to page" **nor** "Shrink oversized pages to paper size" are checked in the Print dialogue box. Please make sure that "None" is selected in the list next to "Page scaling".

INSTRUCTIONS

1

Print these pages and cut as shown.

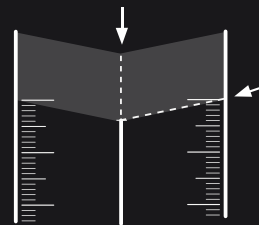


CUT ALONG THE BLACK LINES



2

Fold where shown.

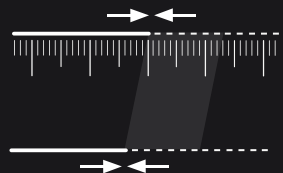


FOLD ALONG THE DOTTED LINES



3

To get the perfect measuring tape, staple the folds. You can also use glue or adhesive tape.



STAPLE THE FOLDS



UKYS

INCHES

FOLD ALONG THE DOTTED

FOLD ALONG THE DOTTED

FOLD ALONG THE DOTTED

FOLD ALONG THE DOTTED

UKYS

8 7 9 5 4 3 2 1

9 10 11 12 13 14 15 16

24 23 22 12 20 19 8 1 7 1

25 26 27 28 29 30 31 32

17 40 69 88 75 96 47 48 49 33

42 43 44 45 46 47 48 49

57 96 55 45 53 25 15 50

58 59 60 61 62 63 64 65 66

74 73 72 71 70 69 89 79

CUT ALONG THE BLACK LINES

FOLD ALONG THE DOTTED

FOLD ALONG THE DOTTED

FOLD ALONG THE DOTTED

FOLD ALONG THE DOTTED